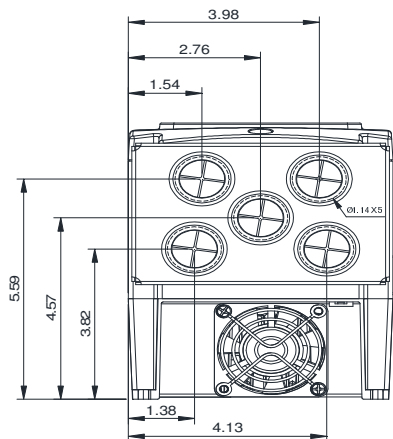
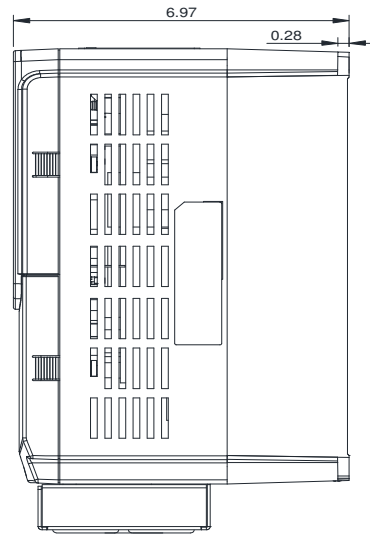
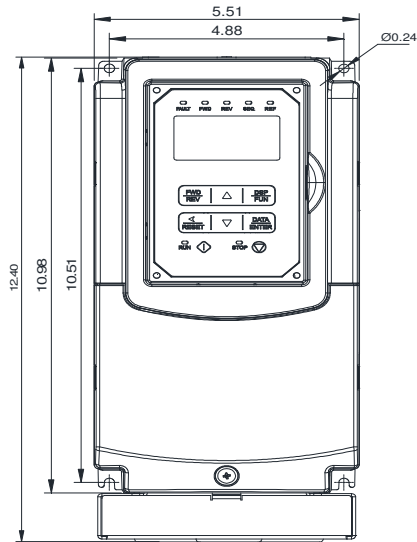


GENERAL DATASHEET VARIABLE SPEED DRIVE

Series A510				MODEL# A510-5001-C3-U	
ISSUED 9/6/2016				ENCLOSURE/ FRAME NEMA 1 (IP20) / F2	
INPUT AMPS		AC INPUT VOLTAGE 500-600	AC INPUT FREQUENCY 50/60	AC INPUT PHASE 3	
HD (CT) 1.9	ND (VT) 3.3				
OUTPUT HP		AC OUTPUT VOLTAGE 500-600	AC OUTPUT FREQUENCY 0-599	AC OUTPUT PHASE 3	
OUTPUT AMPS					
HD (CT) 1	ND (VT) 2	HD (CT) 1.7	ND (VT) 3		



Approved By:	Brian Smith	Drawing No:	A510-575-001-F2	Revision: 0
--------------	-------------	-------------	-----------------	-------------