

Motor & Drive Solutions for the Mining Industry



Engineered Capabilities to Meet Your Industry Demands


- ✓ Complete Product Line of Motors & Drives
 - Suitable for SAG and ball mills, conveyors, crushers, grinders, and more
- ✓ Westinghouse Legacy Driven by TECO Experience
- ✓ Dedicated Customer Service & Knowledgeable Technical Support Team
- ✓ Superior Product Reliability

Engineering Services, Field Services, & Repair

- ✓ Service & Repair Capabilities with a Full Line of Renewal Parts



Products & Services




EQ7

- 1 - 1000 hp
- Intelligent Keypad with Extensive Diagnostics
- Select Any of 4 Control Methods
 - V/ Hz
 - Dynamic Torque
 - Sensorless Vector
 - Closed-loop Vector
- Quick Setup Menu on Keypad
- External Mounting of Heatsink
- Extensive I/O Capabilities



510 Series AC Drives

- L510 Series Micro drive
 - 0.25 - 3 hp
 - Wide Variety of Features and Din-Rail Mounting Capabilities
- E510 Series
 - 0.5 - 25 hp
 - Compact, Powerful and Feature-Rich Drive
 - Built-in PLC Logic Capability
- A510 Series Multi-featured Drive
 - 1 - 200 hp
 - Choose from 5 Control Modes for your Ideal Application
- All 510 Series LED Displays are Multi-Featured




TEAMMaster®

- 1 - 1000 hp
- Intelligent Keypad with Extensive Diagnostics
- Select any of 4 Control Methods
 - V/ Hz
 - Dynamic Torque
 - Sensorless Vector
 - Closed-loop Vector
- Quick Setup Menu on Keypad
- External Mounting of Heatsink
- Extensive I/O Capabilities



WOUND ROTOR MOTORS

- Available from 25 hp to 20,000 hp
- Continuously Rated Slip Rings and Brushgear
- Heavy-Duty Rotor Construction for Dependable Service
- Thermalastic® Epoxy Insulation System
- Advanced Bearing System for Reliable Performance
- Rugged Frame Construction for Strength and Reliability
- Brush Lifting and Short Circuiting Devices Available
- Secondary Control Also Available



WORLD SERIES®

- 250 hp to 30,000 hp
- Thermalastic® Epoxy Insulation System
- Rugged Thru-Bolt Construction and End Rings
- Copper or Copper Alloy Rotor Bars
- Anti-Friction or Spherically-Seated, Self-Aligning, Split-Sleeve Bearings
- High Efficiency Designs for Reduced Life-Cycle Costs
- API 541, PAM, and Marine Duty Designs Available




SYNCHRONOUS MOTORS

- 1000 hp to 100,000 hp
- Anti-Friction or Spherically-Seated, Self-Aligning, Split-Sleeve Bearings
- Brush or Brushless Excitation
- Thermalastic® Epoxy Insulation System
- High-Speed and Slow-Speed Designs Available
- VFD Applications Available
- Special Mill and Marine Duty Designs Available



MAX-HT™

- 20 - 600 hp: 1800, 1200 & 900 RPM
- NEMA Design C (Locked Rotor Torque 200% FLT)
- TEFC (IP55)
- High Strength Steel Shaft, AISI 4140 Material
- Thermally Protected with One per Phase Thermistors
- Suitable for Vertical Mounting for Vertical Impact Crushers



EXPLOSION PROOF (Division 1, Zone 1)


- 1 - 150 hp: 3600, 1800, 1200 RPM
- Class 1, Group D; Class 2, Groups E, F & G
- Class 1, Group C on 20 hp and Below
- Wound with Inverter Duty Wire
- UL Approved for Inverter Duty
- Footed C-Face and Round Body C-Face Stocked up to 100 hp

NEMA Premium



LARGE MOTOR SERVICE

- Repair and Refurbish all Brands of Large Motors
- Engineering Studies and Evaluations
- Expert Field Service and Technical Assistance
- Redesign and Upgrade of Westinghouse and TWMC Motors
- Repairs Using OEM Materials and Process for Longer Life
- Engineered Solutions to Large Motor Problems
- High Voltage (to 13.8kV) Repairs with Global VPI
- Dual Frequency Load Testing
- Service Division Hotline
- 888-754-5006



RENEWAL PARTS

- Renewal Parts for Over 500,000 Westinghouse and TECO-Westinghouse Form Wound/ High Voltage Motors Built in Pittsburgh, PA; Buffalo, NY; and Round Rock, TX.
- Engineered Replacement Components
 - AC Rotors and Stators
 - DC Armatures, Field Frames, and Commutators
 - Field Pole Assemblies
 - Replacement and Improved Design Cooling Packages (WP11, TEWAC, and TEAAC)