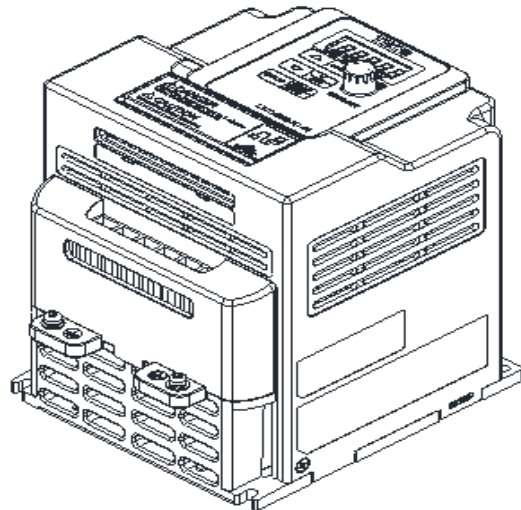
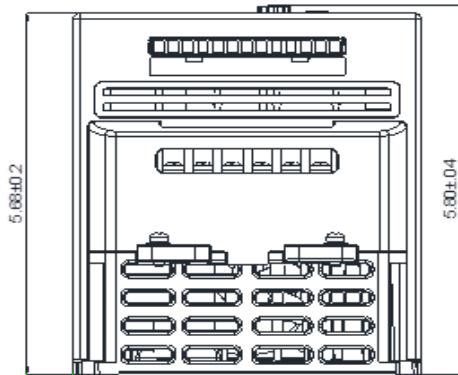
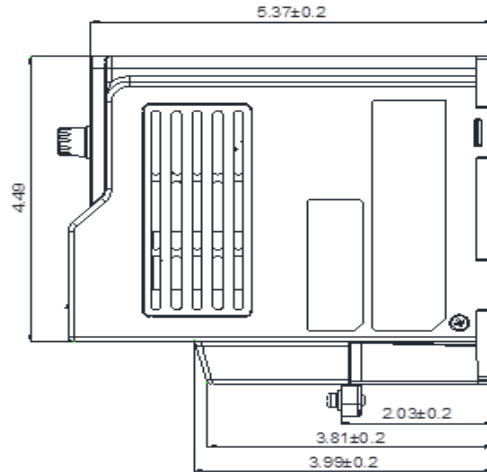
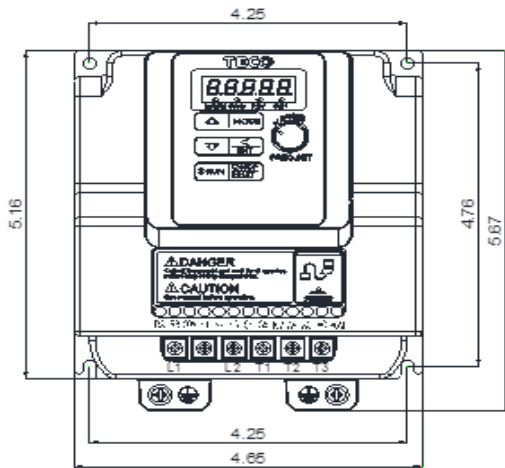


## GENERAL DATASHEET VARIABLE SPEED DRIVE

Series <b>L510</b>		MODEL# <b>L510-202-H1-U</b>		
ISSUED <b>3/16/2017</b>		ENCLOSURE/ FRAME <b>Chassis (IP20/00)/ F2</b>		
INPUT AMPS HD (CT) <b>15.5</b>		AC INPUT VOLTAGE <b>230</b>	AC INPUT FREQUENCY <b>50/60</b>	AC INPUT PHASE <b>1</b>
OUTPUT HP HD (CT) <b>2</b>	OUTPUT AMPS HD (CT) <b>7.5</b>	AC OUTPUT VOLTAGE <b>0-230</b>	AC OUTPUT FREQUENCY <b>0-599</b>	AC OUTPUT PHASE <b>3</b>



Approved By:	Brian Smith	Drawing No:	L510-230-002-F2	Revision: 0
--------------	-------------	-------------	-----------------	-------------